

Digital Storytelling

By
Ntombesisa Mateyisi
Supervisor:
Prof. Isabella M. Venter

Department of Computer Science, University of the
Western Cape

Digital Storytelling

RECAP

IMPLEMENTATION

TOOLS

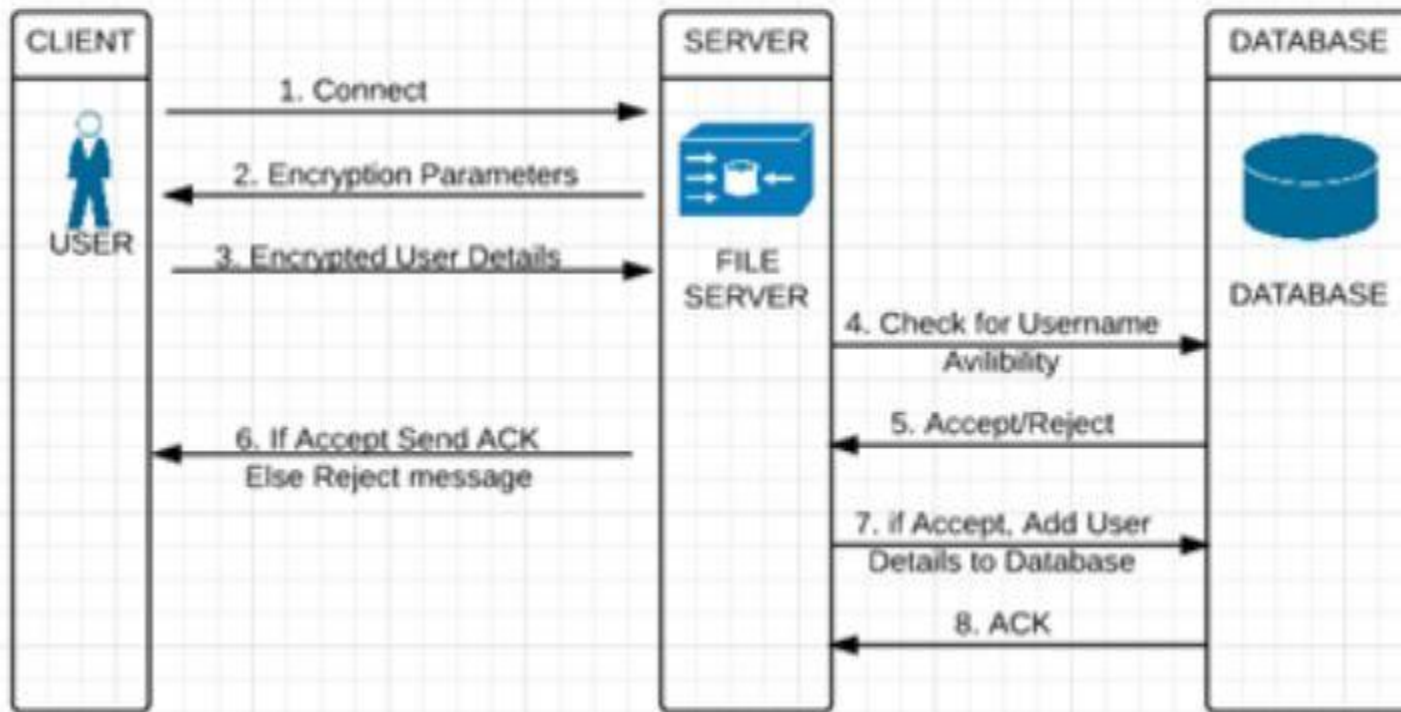
PROGRESS

PLAN

REFERENCES

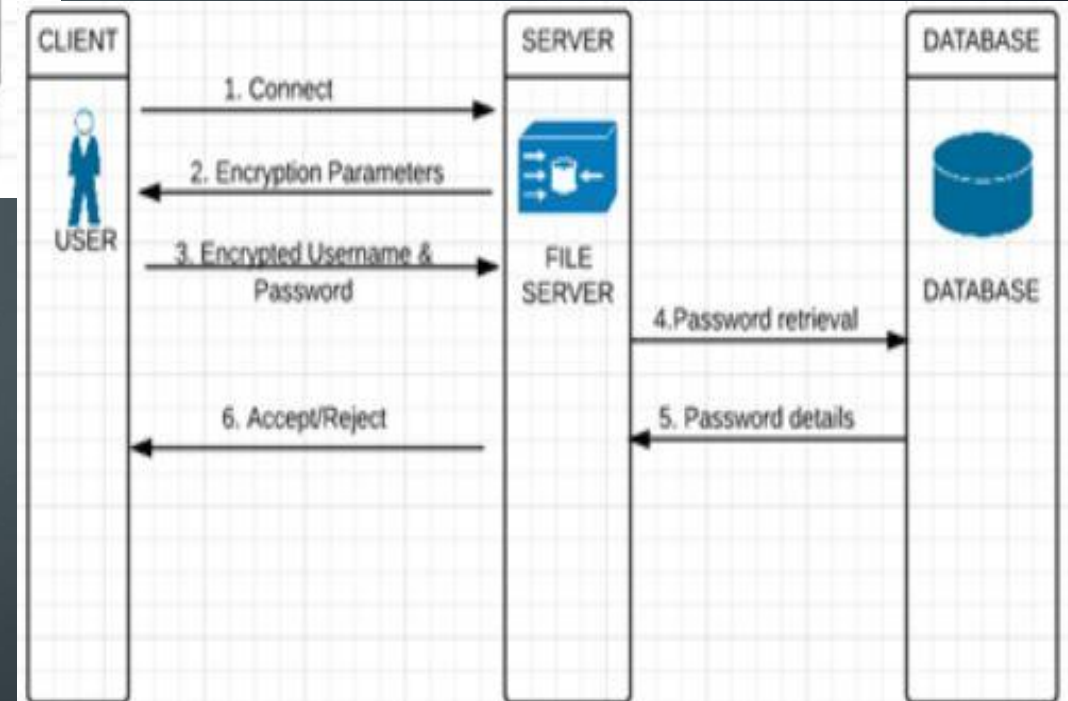
Development of a web based platform that will also be available on smart phones and that will allow users to share their digital stories.

IMPLEMENTATION



6.2 User Registration Flow Graph

1. User registration
2. User login
3. File upload



6.2 User Login Flow Graph

RECAP

IMPLEMENTATION

TOOLS

PROGRESS

PLAN

REFERENCES

Web based system

Tools used to develop the system;

- Wamp server (Apache)
- MySQL
- PHP
- JavaScript
- Interface look and feel (HTML & CSS)



CATEGORIES

- ▶ LIFE STORIES
- ▶ SOCIAL STORIES
- ▶ COMMUNITY STORIES
- ▶ EDUCATIONAL STORIES
- ▶ HEALTH STORIES

LIFE STORIES



PROGRESSION.

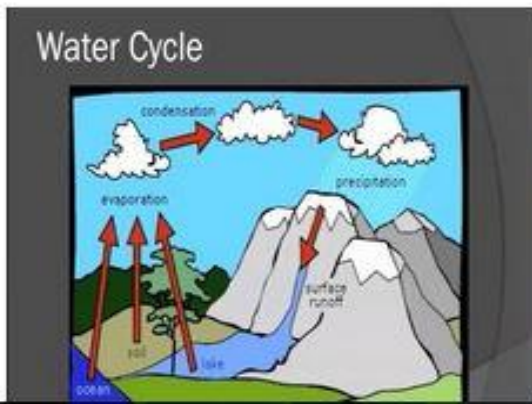


MY STORY.



MY LIFE AND PHOTOGRAPHY.

HEALTH AND COMMUNITY STORIES



RECAP

IMPLEMENTATION

TOOLS

PROGRESS

PLAN

REFERENCES

- User is able to sign up
- Login to the system
- Create their profile
- Upload digital stories



RECAP

IMPLEMENTATION

TOOLS

PROGRESS

PLAN

REFERENCES

Terms	Topic
Term 1	Proposal, User requirements and requirements analysis
Term 2	Designing and preparing the prototype
Term 3	Implementation and coding
Term 4	Application and testing

RECAP

IMPLEMENTATION

TOOLS

PROGRESS

PLAN

REFERENCES

Atkinson, L. and Suraski, Z., 2004. *Core PHP programming*. Prentice Hall Professional.

Lambert, J., 2012. *Digital storytelling: Capturing Lives, Creating Community*. Routledge.

Sadik, A., 2008. Digital storytelling: A meaningful technology-integrated approach for student learning. *Educational technology research and development*, pp. 487-506.

Ware, B., 2002. *Open source development with LAMP: using Linux, Apache, MySQL and PHP*. Addison-Wesley Longman Publishing Co., Inc..

Yuksel, P., Robin, B. R. & McNeil, S., 2011. Educational uses of digital storytelling around the world. *In Proceedings of Society for Information Technology & Teacher International Conference*, pp. 1264-1271.

The demo shows the user interface and how the user navigates through the system

1. Register
2. Login
3. Upload

DEMO